

Signify Classified - Internal
Cooper Lighting Solutions Photometric Lab
1121 Highway 74 South
Peachtree City, GA 30269



Scaled data based on original data using
LM-79-08 Approved Method: Electrical and Photometric Measurements of Solid-
State Lighting Products

Test Report Prepared for
Cooper Lighting Solutions
(formerly Eaton)

Brand: STREETWORKS

Report Number: P869982

Luminaire Tested: **MEM2-HTN-SA-110-830-U-T3**

Issue Date: 08/21/2024



Test Information

Test Method: LM-79-08
Report Number: P869982
Test Lab: INNOVATION CENTER(G3)
Issue Date: 08/21/2024
Manufacturer: COOPER LIGHTING SOLUTIONS (FORMERLY EATON)
Product Line: STREETWORKS
Catalog Number: MEM2-HTN-SA-110-830-U-T3
Description: EPIC MODERN TALL HOUSING DISCRETE LED ARRAYS 110W 80CRI 3000K
FITXURE w/ TYPE III DISTRIBUTION OPTIC
Light Source: (30) 3000K CCT, 80 CRI LEDS
Ballast/Driver: ELECTRONIC DRIVER

Summary

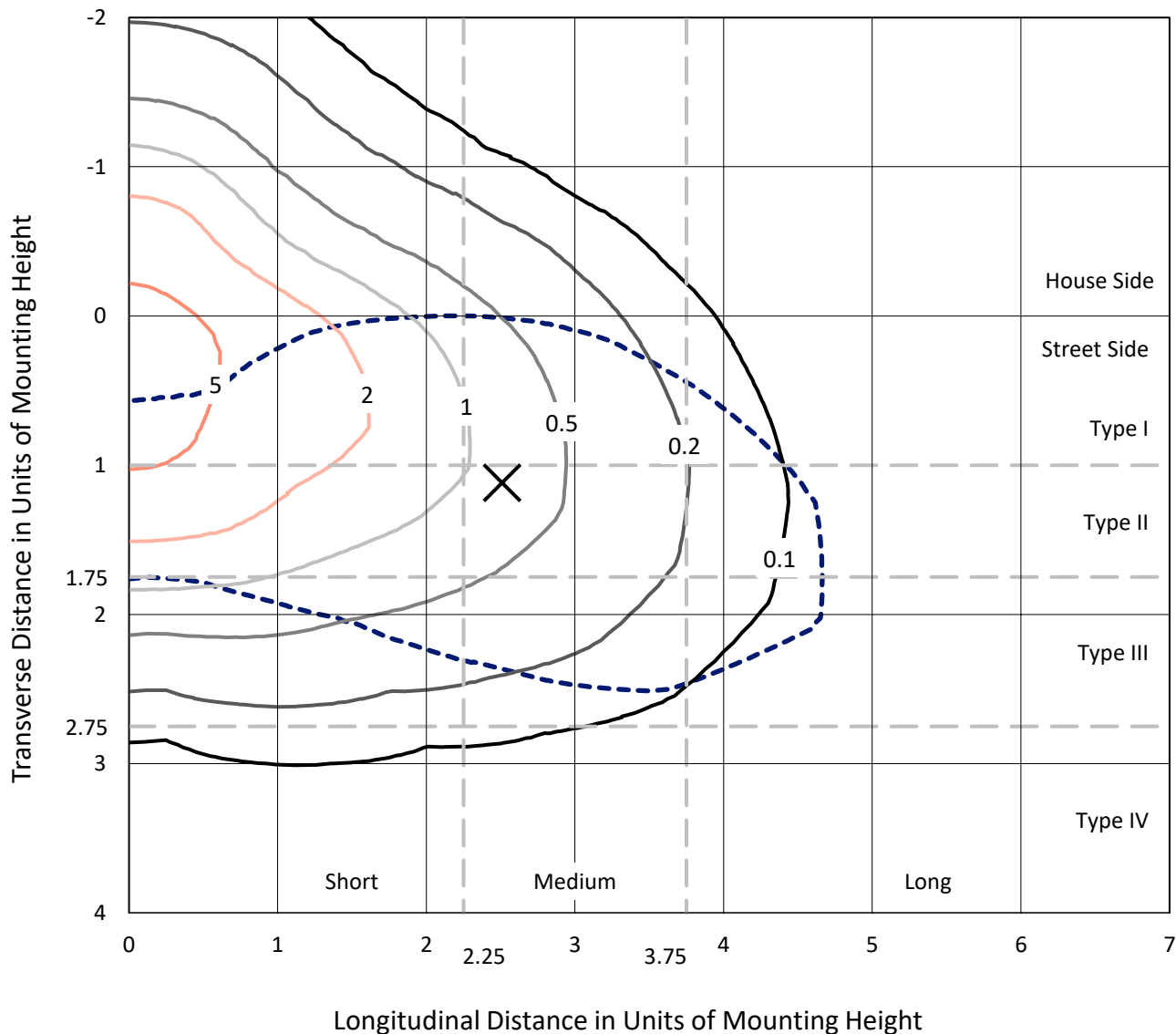
Lumens per Lamp: N/A
Luminaire Lumens: 14793 lumens
Efficiency: N/A
Efficacy: 130.9 lumens/watt
Luminous Opening: Rectangular (W 1' x L: 0.33' x H: 0')
IES Classification: Type III - Medium
BUG Rating: B2 - U0 - G2

Input Watts (W): 113
Input Voltage (V): 120
Input Current (A_{in}): NR
Voltage Rise (V): NR
Power Factor: 0.99
Total Harmonic Distortion (THDi): 7.77%
Frequency (hertz): 60
Stabilization Time: NR
Operation Time: NR
Ambient Temperature (°C): NR
Test Distance: 24 FT

REPORT NUMBER: P869982
 CATALOG NUMBER: MEM2-HTN-SA-110-830-U-T3

Iso-Footcandle Lines of Horizontal Illumination

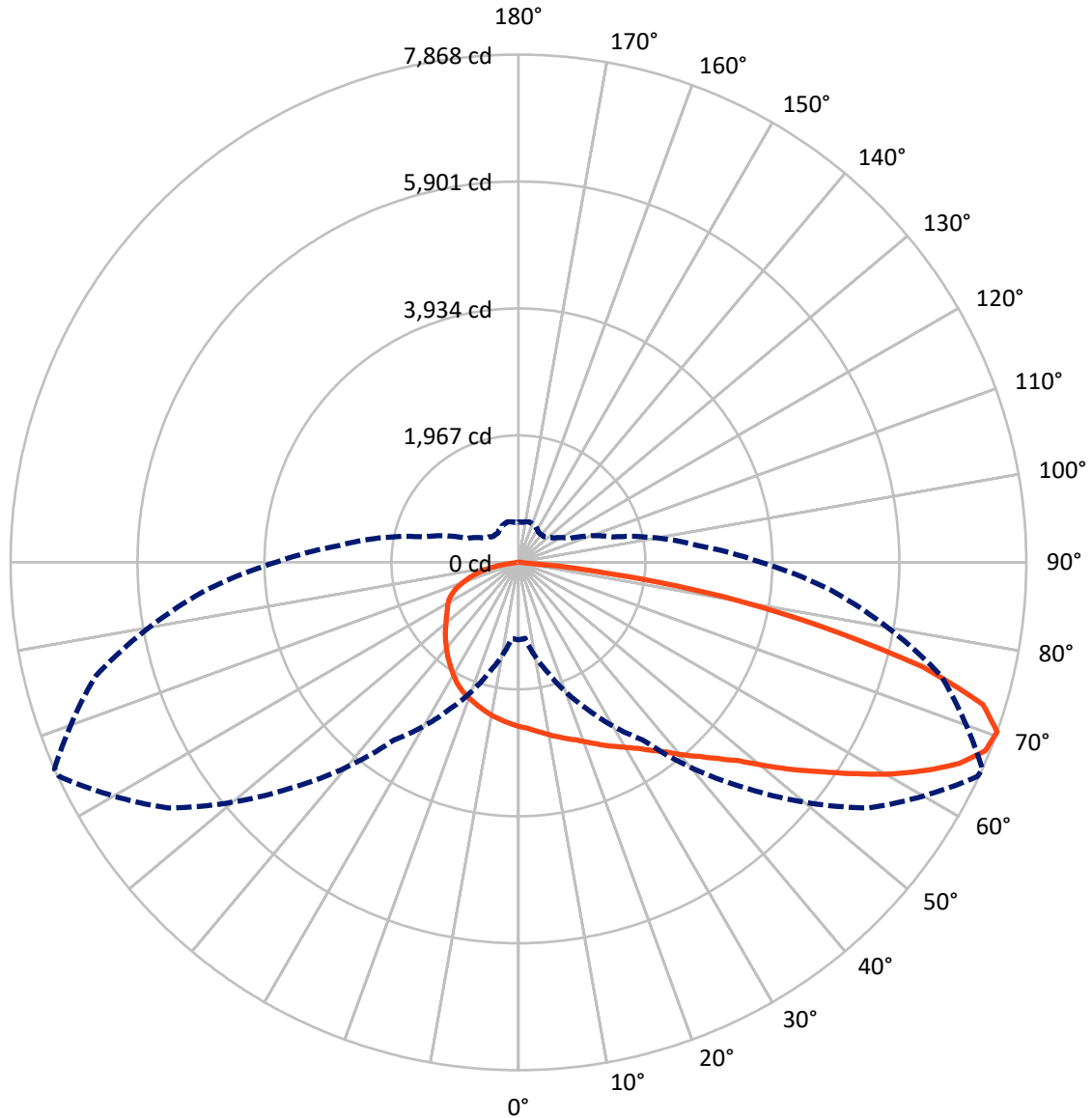
× Max cd
 - - - 1/2 Max cd



Based on 20 foot mounting height. Maximum calculated value = 6.8 fc
 Type III - Medium - N/A

REPORT NUMBER: P869982
CATALOG NUMBER: MEM2-HTN-SA-110-830-U-T3

Luminous Intensity Polar Plot



— Vertical Plane Through 66-Deg Lateral - - - Horizontal Cone Through 70-Deg Vertical

REPORT NUMBER: P869982
 CATALOG NUMBER: MEM2-HTN-SA-110-830-U-T3

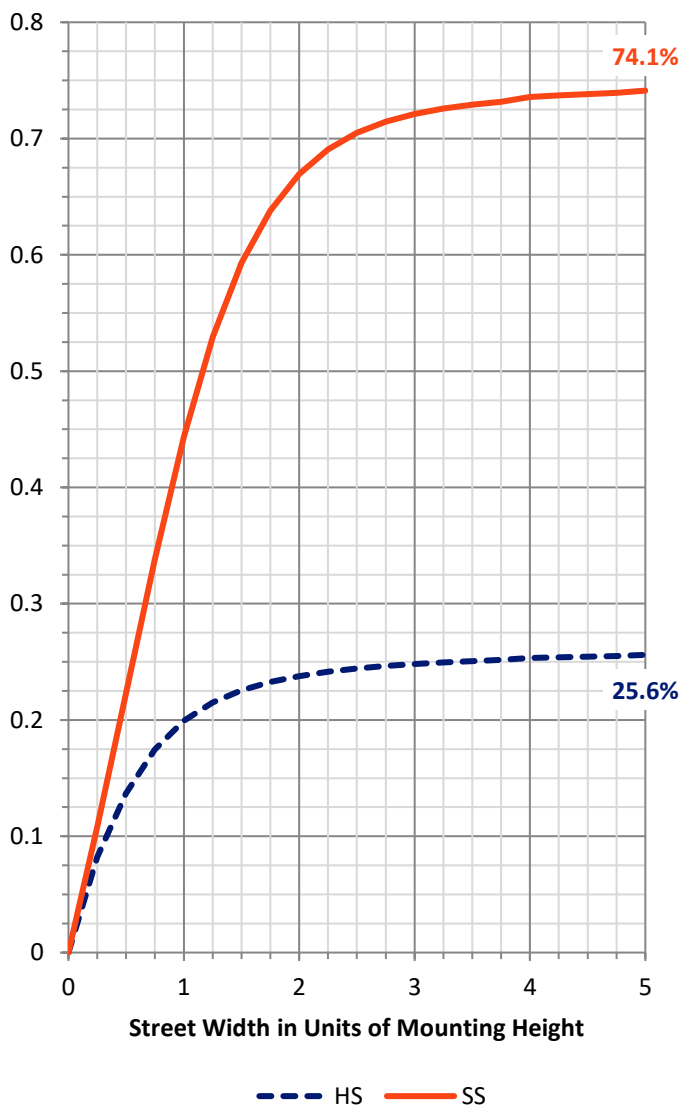
FLUX DISTRIBUTION:

		Downward	Upward	Total
House Side	Lumens	3812.3	0.0	3812.3
	% Fixture	25.8	0.0	25.8
Street Side	Lumens	10980.7	0.0	10980.7
	% Fixture	74.2	0.0	74.2
Total	Lumens	14793.0	0.0	14793.0
	% Fixture	100.0	0.0	100.0

ZONAL LUMENS:

Zone	Lumens	% Fixture
0°-10°	243.6	1.6
10°-20°	725.5	4.9
20°-30°	1218.6	8.2
30°-40°	1835.9	12.4
40°-50°	2492.5	16.8
50°-60°	2961.9	20.0
60°-70°	3022.7	20.4
70°-80°	2021.8	13.7
80°-90°	270.5	1.8
90°-100°	0.0	0.0
100°-110°	0.0	0.0
110°-120°	0.0	0.0
120°-130°	0.0	0.0
130°-140°	0.0	0.0
140°-150°	0.0	0.0
150°-160°	0.0	0.0
160°-170°	0.0	0.0
170°-180°	0.0	0.0
0°-90°	14793.0	100.0
0°-180°	14793.0	100.0

Coefficient of Utilization



REPORT NUMBER: P869982

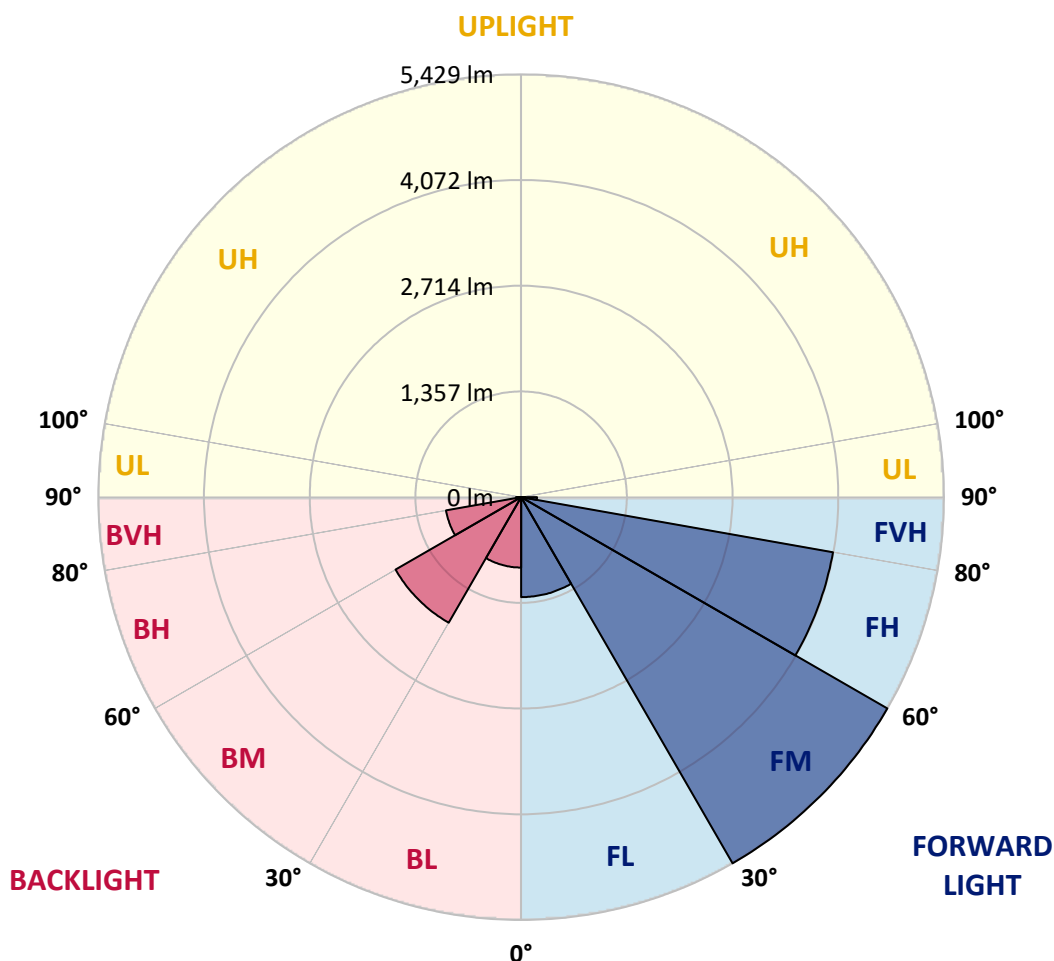
CATALOG NUMBER: MEM2-HTN-SA-110-830-U-T3

LUMINAIRE CLASSIFICATION SYSTEM LUMEN TABLE AND BUG RATING:

Zone	Lumens	% Fixture	Zone Rating/Lumen Limit		
			B	U	G
FL (0°-30°)	1283.8	8.7			
FM (30°-60°)	5428.8	36.7			
FH (60°-80°)	4065.6	27.5			G2/5000
FVH (80°-90°)	202.6	1.4			G2/225
BL (0°-30°)	903.9	6.1	B2/1000		
BM (30°-60°)	1861.5	12.6	B2/2500		
BH (60°-80°)	978.9	6.6	B2/1000		G2/1000
BVH (80°-90°)	67.9	0.5			G1/100
UL (90°-100°)	0.0	0.0		U0/0	
UH (100°-180°)	0.0	0.0		U0/0	

BUG Rating: B2-U0-G2

Type III Medium





REPORT NUMBER: P869982

CATALOG NUMBER: MEM2-HTN-SA-110-830-U-T3

CANDELA DISTRIBUTION (FULL):

	0°	5°	15°	25°	35°	45°	55°	65°	66°	75°	85°
0°	2545.2	2545.2	2545.2	2545.2	2545.2	2545.2	2545.2	2545.2	2545.2	2545.2	2545.2
2.5°	2636.3	2624.6	2615.8	2621.6	2604.0	2609.9	2589.3	2574.6	2571.7	2565.8	2559.9
5°	2718.6	2718.6	2703.9	2703.9	2683.3	2680.4	2651.0	2618.7	2618.7	2598.1	2574.6
7.5°	2806.8	2800.9	2783.3	2780.3	2756.8	2750.9	2718.6	2668.7	2665.7	2627.5	2592.2
10°	2868.5	2871.4	2859.7	2859.7	2842.1	2827.4	2780.3	2727.4	2721.6	2671.6	2615.8
12.5°	2915.5	2921.4	2918.5	2918.5	2903.8	2903.8	2850.9	2780.3	2774.5	2709.8	2630.4
15°	2965.5	2962.6	2971.4	2974.3	2968.4	2959.6	2921.4	2839.1	2836.2	2750.9	2651.0
17.5°	3009.6	3006.6	3009.6	3024.3	3027.2	3027.2	2989.0	2903.8	2892.0	2800.9	2668.7
20°	3036.0	3041.9	3053.7	3071.3	3080.1	3103.6	3071.3	2980.2	2968.4	2853.8	2706.9
22.5°	3136.0	3118.3	3127.1	3138.9	3150.7	3183.0	3153.6	3059.5	3050.7	2933.2	2750.9
25°	3306.4	3306.4	3285.9	3265.3	3250.6	3265.3	3241.8	3150.7	3144.8	3003.7	2800.9
27.5°	3603.3	3603.3	3559.2	3482.8	3385.8	3359.3	3341.7	3247.6	3230.0	3080.1	2833.2
30°	3979.5	3991.2	3911.9	3782.6	3603.3	3485.7	3441.6	3338.8	3329.9	3156.5	2883.2
32.5°	4382.1	4405.6	4346.8	4158.7	3864.8	3635.6	3565.1	3459.3	3438.7	3247.6	2947.9
35°	4743.6	4767.1	4687.8	4511.4	4135.2	3853.1	3712.0	3591.5	3579.8	3365.2	3044.9
37.5°	5037.5	5043.4	4993.4	4778.9	4361.5	4035.3	3894.2	3750.2	3726.7	3506.3	3147.7
40°	5349.1	5372.6	5322.6	5058.1	4567.3	4232.2	4076.5	3941.3	3920.7	3653.2	3244.7
42.5°	5675.3	5672.4	5672.4	5299.1	4773.0	4396.8	4273.4	4123.5	4111.7	3803.1	3350.5
45°	5875.2	5886.9	5854.6	5443.1	5075.7	4567.3	4464.4	4355.7	4335.1	4011.8	3488.6
47.5°	5925.1	5898.7	5751.7	5554.8	5416.7	4743.6	4705.4	4640.8	4593.7	4241.0	3659.1
50°	5857.5	5816.4	5731.1	5604.8	5543.0	4955.2	4949.4	4981.7	4949.4	4520.3	3856.0
52.5°	5604.8	5598.9	5584.2	5613.6	5513.6	5122.8	5225.6	5337.3	5331.4	4805.3	4061.8
55°	5072.8	5111.0	5287.3	5472.5	5402.0	5237.4	5534.2	5748.8	5725.3	5140.4	4273.4
57.5°	4529.1	4567.3	4793.6	5234.4	5293.2	5360.8	5881.0	6216.1	6177.9	5504.8	4467.3
60°	4055.9	4014.7	4241.0	4875.9	5140.4	5472.5	6224.9	6689.3	6656.9	5869.3	4667.2
62.5°	3306.4	3347.6	3709.1	4352.7	4925.8	5543.0	6507.0	7118.4	7097.8	6204.3	4828.9
65°	2615.8	2559.9	3103.6	3803.1	4555.5	5519.5	6751.0	7521.0	7506.3	6533.5	4952.3
67.5°	1778.1	1739.9	2457.0	3256.5	4052.9	5331.4	6806.8	7791.4	7797.3	6727.5	4984.6
70°	1199.1	1181.5	1766.4	2504.1	3356.4	4925.8	6633.4	7847.3	7867.8	6777.4	4840.6
72.5°	884.7	881.7	1293.2	1786.9	2498.2	4158.7	6160.2	7482.8	7521.0	6424.8	4417.4
75°	696.6	705.4	922.9	1269.7	1666.4	3077.2	5181.5	6415.9	6474.7	5548.9	3667.9
77.5°	570.2	570.2	646.6	911.1	1113.9	1910.4	3726.7	4696.6	4814.2	4282.2	2824.4
80°	461.4	470.2	479.1	634.8	737.7	1090.4	2169.0	3133.0	3218.3	2983.1	2039.7
82.5°	252.8	270.4	261.6	329.2	370.3	505.5	861.1	1266.7	1396.0	1243.2	925.8
85°	17.6	11.8	20.6	26.5	32.3	50.0	67.6	94.0	88.2	126.4	64.7
87.5°	2.9	2.9	2.9	5.9	5.9	8.8	11.8	11.8	11.8	11.8	11.8
90°	0.0	0.0	0.0	0.0	0.0	0.0	0.0	0.0	0.0	0.0	0.0



REPORT NUMBER: P869982

CATALOG NUMBER: MEM2-HTN-SA-110-830-U-T3

CANDELA DISTRIBUTION (continued):

	90°	95°	105°	115°	125°	135°	145°	155°	165°	175°	180°
0°	2545.2	2545.2	2545.2	2545.2	2545.2	2545.2	2545.2	2545.2	2545.2	2545.2	2545.2
2.5°	2557.0	2542.3	2518.8	2512.9	2504.1	2492.3	2480.6	2462.9	2457.0	2462.9	2468.8
5°	2559.9	2539.3	2501.1	2477.6	2454.1	2433.5	2410.0	2386.5	2371.8	2374.7	2386.5
7.5°	2568.7	2539.3	2480.6	2442.3	2404.1	2371.8	2333.6	2307.2	2289.5	2292.5	2301.3
10°	2580.5	2539.3	2468.8	2404.1	2351.2	2304.2	2266.0	2233.7	2216.0	2213.1	2216.0
12.5°	2583.4	2536.4	2442.3	2363.0	2298.3	2236.6	2195.5	2166.1	2148.4	2139.6	2145.5
15°	2592.2	2527.6	2415.9	2318.9	2239.6	2174.9	2124.9	2089.7	2077.9	2072.0	2069.1
17.5°	2604.0	2524.6	2392.4	2274.8	2180.8	2107.3	2063.2	2027.9	2013.2	2007.4	2013.2
20°	2621.6	2527.6	2365.9	2230.7	2127.9	2054.4	2004.4	1969.2	1957.4	1954.5	1951.5
22.5°	2645.1	2533.5	2345.4	2189.6	2069.1	1995.6	1945.6	1922.1	1913.3	1916.3	1916.3
25°	2668.7	2539.3	2316.0	2133.7	2007.4	1931.0	1895.7	1878.1	1883.9	1895.7	1895.7
27.5°	2689.2	2536.4	2274.8	2075.0	1933.9	1863.4	1836.9	1839.8	1854.5	1875.1	1878.1
30°	2715.7	2536.4	2230.7	2001.5	1851.6	1784.0	1778.1	1801.6	1825.1	1845.7	1845.7
32.5°	2756.8	2554.0	2195.5	1928.0	1766.4	1713.5	1739.9	1772.2	1798.7	1819.3	1825.1
35°	2827.4	2592.2	2172.0	1854.5	1684.1	1645.9	1695.8	1748.7	1766.4	1781.1	1784.0
37.5°	2895.0	2627.5	2142.6	1784.0	1598.8	1584.1	1651.7	1707.6	1710.5	1719.3	1719.3
40°	2959.6	2654.0	2104.4	1707.6	1516.5	1516.5	1595.9	1642.9	1637.0	1628.2	1631.2
42.5°	3030.2	2668.7	2060.3	1637.0	1448.9	1448.9	1513.6	1554.8	1551.8	1563.6	1572.4
45°	3115.4	2698.0	2001.5	1572.4	1378.4	1366.7	1419.6	1454.8	1498.9	1551.8	1566.5
47.5°	3233.0	2739.2	1954.5	1501.9	1319.6	1278.5	1299.1	1372.5	1422.5	1466.6	1472.5
50°	3356.4	2798.0	1913.3	1428.4	1249.1	1175.6	1193.3	1275.5	1304.9	1322.6	1331.4
52.5°	3488.6	2845.0	1878.1	1366.7	1175.6	1069.8	1093.3	1172.7	1193.3	1207.9	1210.9
55°	3603.3	2883.2	1834.0	1307.9	1096.3	969.9	999.3	1075.7	1096.3	1113.9	1113.9
57.5°	3723.8	2918.5	1804.6	1257.9	1011.0	887.6	908.2	984.6	1014.0	1019.8	1028.7
60°	3823.7	2950.8	1778.1	1210.9	931.7	814.1	828.8	896.4	931.7	934.6	940.5
62.5°	3894.2	2971.4	1763.4	1152.1	852.3	740.6	752.4	820.0	861.1	870.0	872.9
65°	3938.3	2983.1	1737.0	1075.7	784.7	678.9	678.9	746.5	787.7	808.2	814.1
67.5°	3917.7	2962.6	1666.4	987.5	723.0	617.2	614.3	681.9	717.1	728.9	731.8
70°	3759.0	2842.1	1522.4	878.8	658.3	561.4	555.5	617.2	649.5	623.1	626.0
72.5°	3435.7	2568.7	1325.5	770.0	590.7	508.5	502.6	555.5	558.4	558.4	555.5
75°	2895.0	2098.5	1058.1	655.4	520.2	452.6	455.6	496.7	499.6	514.3	505.5
77.5°	2219.0	1554.8	825.9	523.2	440.9	402.6	417.3	432.0	452.6	473.2	452.6
80°	1613.5	1072.8	573.1	390.9	340.9	340.9	346.8	361.5	390.9	411.5	390.9
82.5°	690.7	473.2	264.5	194.0	167.5	164.6	167.5	167.5	205.7	211.6	185.2
85°	52.9	44.1	32.3	32.3	26.5	14.7	14.7	11.8	8.8	8.8	8.8
87.5°	11.8	8.8	8.8	8.8	5.9	5.9	5.9	5.9	5.9	5.9	5.9
90°	0.0	0.0	0.0	0.0	0.0	0.0	0.0	0.0	0.0	0.0	0.0

Cooper Lighting Solutions Photometric Lab
1121 Highway 74 South
Peachtree City, GA 30269



LM-79-2019: Approved Method: Electrical and Photometric Measurements of Solid-State Lighting Products

Report Prepared for

Cooper Lighting Solutions

Streetworks

Report Number: SP1-2407-157-7

Test Date: 09/05/2024

Luminaire Tested: MEM2-HTN-SA-30-830-U-5WQ

Data in this report applies to families of products including MEM2-HTN-SA-30-830-U-5WQ

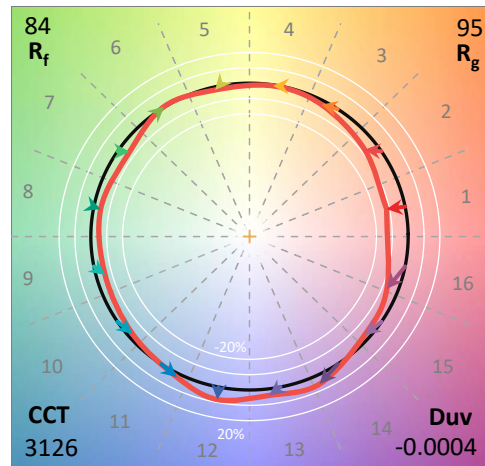
Test Information

Test Method: LM-79-2019
 Report Number: SP1-2407-157-7
 Test Lab: COOPER LIGHTING SOLUTIONS
 Photometer: SP1 - 76IN SPHERE
 Measurement Geometry: 4π
 Issue Date: 09/05/2024
 Manufacturer: COOPER LIGHTING SOLUTIONS
 Product Line: Streetworks
 Catalog Number: **MEM2-HTN-SA-30-830-U-5WQ**
 Description: Epic Modern Light Square 30W 5WQ Optic

Spectral Parameters

CCT (K): 3126
 CIE u': 0.2465
 CIE v': 0.5182
 Duv: -0.0004
 CIE x: 0.4277
 CIE y: 0.3997
 CIE z: 0.1727
 Peak Wavelength (nm): 601
 Dominant Wavelength (nm): 582
 Purity: 48.31913
 Rf: 84.4
 Rg: 94.7

CRI (Ra):	82.6		
R1:	81.4	R9:	5.1
R2:	92.2	R10:	82.2
R3:	94.9	R11:	79.8
R4:	80.1	R12:	70.4
R5:	81.8	R13:	84.2
R6:	90.5	R14:	97.9
R7:	81.8	R15:	73.6
R8:	58.0		



Test Conditions

Stabilization Time: 22M
 Operation Time: 1H 22M
 Sphere Temperature (°C): 24.3

REPORT NUMBER: SP1-2407-157-7

Measurement and Test Equipment			
Instrument	Identification Number	Calibration Date	Calibration Due Date
Photometer	IN0058	6/18/2024	12/18/2024
Power Meter	INXT2011004	2/8/2024	2/8/2025
AC Power Source	IN0063	10/24/2023	10/24/2024
DC Power Source	IN0208	10/24/2023	10/24/2024
Sphere Thermometer	IN0085	10/24/2023	10/24/2024
Room Thermometer	IN0046	10/24/2023	10/24/2024

REPORT NUMBER: SP1-2407-157-7

CIE 1931 Chromaticity Diagram



CIE 1931 Chromaticity Diagram with 2017 ANSI 7-Step and 4-Step Quadrangles



Point lies inside the ANSI 3000K 4-step quadrangle

REPORT NUMBER: SP1-2407-157-7

Photopic Flux vs. Wavelength



Photopic Lumens: NR

λ (nm)	Power W [^] /nm	Lumens (ϕ /nm)	λ (nm)	Power W [^] /nm	Lumens (ϕ /nm)	λ (nm)	Power W [^] /nm	Lumens (ϕ /nm)	λ (nm)	Power W [^] /nm	Lumens (ϕ /nm)	λ (nm)	Power W [^] /nm	Lumens (ϕ /nm)
360	0	NR	490	258	NR	620	908	NR	750	26	NR	880	1	NR
365	0	NR	495	297	NR	625	857	NR	755	22	NR	885	0	NR
370	0	NR	500	345	NR	630	801	NR	760	19	NR	890	0	NR
375	0	NR	505	391	NR	635	738	NR	765	16	NR	895	0	NR
380	0	NR	510	426	NR	640	675	NR	770	14	NR	900	0	NR
385	0	NR	515	456	NR	645	610	NR	775	12	NR	905	0	NR
390	0	NR	520	480	NR	650	547	NR	780	10	NR	910	0	NR
395	0	NR	525	500	NR	655	488	NR	785	9	NR	915	0	NR
400	0	NR	530	517	NR	660	429	NR	790	7	NR	920	0	NR
405	2	NR	535	538	NR	665	378	NR	795	6	NR	925	0	NR
410	4	NR	540	558	NR	670	328	NR	800	5	NR	930	0	NR
415	9	NR	545	584	NR	675	285	NR	805	5	NR	935	0	NR
420	16	NR	550	611	NR	680	247	NR	810	4	NR	940	0	NR
425	31	NR	555	646	NR	685	212	NR	815	3	NR	945	0	NR
430	56	NR	560	687	NR	690	183	NR	820	3	NR	950	0	NR
435	101	NR	565	731	NR	695	156	NR	825	3	NR	955	0	NR
440	178	NR	570	780	NR	700	133	NR	830	2	NR	960	0	NR
445	323	NR	575	832	NR	705	114	NR	835	2	NR	965	0	NR
450	566	NR	580	883	NR	710	96	NR	840	2	NR	970	0	NR
455	645	NR	585	927	NR	715	82	NR	845	1	NR	975	0	NR
460	457	NR	590	963	NR	720	70	NR	850	1	NR	980	0	NR
465	365	NR	595	985	NR	725	59	NR	855	1	NR	985	0	NR
470	317	NR	600	998	NR	730	50	NR	860	1	NR	990	0	NR
475	244	NR	605	994	NR	735	43	NR	865	1	NR	995	0	NR
480	218	NR	610	978	NR	740	36	NR	870	1	NR	1000	0	NR
485	233	NR	615	947	NR	745	31	NR	875	1	NR			

REPORT NUMBER: SP1-2407-157-7

Scotopic Flux vs. Wavelength



Scotopic Lumens: NR

S/P: 1.42

λ (nm)	Power W [^] /nm	Lumens (φ/nm)	λ (nm)	Power W [^] /nm	Lumens (φ/nm)	λ (nm)	Power W [^] /nm	Lumens (φ/nm)	λ (nm)	Power W [^] /nm	Lumens (φ/nm)	λ (nm)	Power W [^] /nm	Lumens (φ/nm)
360	0	NR	490	258	NR	620	908	NR	750	26	NR	880	1	NR
365	0	NR	495	297	NR	625	857	NR	755	22	NR	885	0	NR
370	0	NR	500	345	NR	630	801	NR	760	19	NR	890	0	NR
375	0	NR	505	391	NR	635	738	NR	765	16	NR	895	0	NR
380	0	NR	510	426	NR	640	675	NR	770	14	NR	900	0	NR
385	0	NR	515	456	NR	645	610	NR	775	12	NR	905	0	NR
390	0	NR	520	480	NR	650	547	NR	780	10	NR	910	0	NR
395	0	NR	525	500	NR	655	488	NR	785	9	NR	915	0	NR
400	0	NR	530	517	NR	660	429	NR	790	7	NR	920	0	NR
405	2	NR	535	538	NR	665	378	NR	795	6	NR	925	0	NR
410	4	NR	540	558	NR	670	328	NR	800	5	NR	930	0	NR
415	9	NR	545	584	NR	675	285	NR	805	5	NR	935	0	NR
420	16	NR	550	611	NR	680	247	NR	810	4	NR	940	0	NR
425	31	NR	555	646	NR	685	212	NR	815	3	NR	945	0	NR
430	56	NR	560	687	NR	690	183	NR	820	3	NR	950	0	NR
435	101	NR	565	731	NR	695	156	NR	825	3	NR	955	0	NR
440	178	NR	570	780	NR	700	133	NR	830	2	NR	960	0	NR
445	323	NR	575	832	NR	705	114	NR	835	2	NR	965	0	NR
450	566	NR	580	883	NR	710	96	NR	840	2	NR	970	0	NR
455	645	NR	585	927	NR	715	82	NR	845	1	NR	975	0	NR
460	457	NR	590	963	NR	720	70	NR	850	1	NR	980	0	NR
465	365	NR	595	985	NR	725	59	NR	855	1	NR	985	0	NR
470	317	NR	600	998	NR	730	50	NR	860	1	NR	990	0	NR
475	244	NR	605	994	NR	735	43	NR	865	1	NR	995	0	NR
480	218	NR	610	978	NR	740	36	NR	870	1	NR	1000	0	NR
485	233	NR	615	947	NR	745	31	NR	875	1	NR			

REPORT NUMBER: SP1-2407-157-7

Melanopic Flux vs. Wavelength



Melanopic Lumens: NR

M/P: 2.79

λ (nm)	Power W [^] /nm	Lumens (φ/nm)	λ (nm)	Power W [^] /nm	Lumens (φ/nm)	λ (nm)	Power W [^] /nm	Lumens (φ/nm)	λ (nm)	Power W [^] /nm	Lumens (φ/nm)	λ (nm)	Power W [^] /nm	Lumens (φ/nm)
360	0	NR	490	258	NR	620	908	NR	750	26	NR	880	1	NR
365	0	NR	495	297	NR	625	857	NR	755	22	NR	885	0	NR
370	0	NR	500	345	NR	630	801	NR	760	19	NR	890	0	NR
375	0	NR	505	391	NR	635	738	NR	765	16	NR	895	0	NR
380	0	NR	510	426	NR	640	675	NR	770	14	NR	900	0	NR
385	0	NR	515	456	NR	645	610	NR	775	12	NR	905	0	NR
390	0	NR	520	480	NR	650	547	NR	780	10	NR	910	0	NR
395	0	NR	525	500	NR	655	488	NR	785	9	NR	915	0	NR
400	0	NR	530	517	NR	660	429	NR	790	7	NR	920	0	NR
405	2	NR	535	538	NR	665	378	NR	795	6	NR	925	0	NR
410	4	NR	540	558	NR	670	328	NR	800	5	NR	930	0	NR
415	9	NR	545	584	NR	675	285	NR	805	5	NR	935	0	NR
420	16	NR	550	611	NR	680	247	NR	810	4	NR	940	0	NR
425	31	NR	555	646	NR	685	212	NR	815	3	NR	945	0	NR
430	56	NR	560	687	NR	690	183	NR	820	3	NR	950	0	NR
435	101	NR	565	731	NR	695	156	NR	825	3	NR	955	0	NR
440	178	NR	570	780	NR	700	133	NR	830	2	NR	960	0	NR
445	323	NR	575	832	NR	705	114	NR	835	2	NR	965	0	NR
450	566	NR	580	883	NR	710	96	NR	840	2	NR	970	0	NR
455	645	NR	585	927	NR	715	82	NR	845	1	NR	975	0	NR
460	457	NR	590	963	NR	720	70	NR	850	1	NR	980	0	NR
465	365	NR	595	985	NR	725	59	NR	855	1	NR	985	0	NR
470	317	NR	600	998	NR	730	50	NR	860	1	NR	990	0	NR
475	244	NR	605	994	NR	735	43	NR	865	1	NR	995	0	NR
480	218	NR	610	978	NR	740	36	NR	870	1	NR	1000	0	NR
485	233	NR	615	947	NR	745	31	NR	875	1	NR			

Summary

$R_f = 84.4$
 $R_g = 94.7$
 $CIE R_a = 82.6$
 $R_9 = 5.1$



Color Vector Graphics



Individual Sample Fidelity Index ($R_{f,i}$)

CES01 = 86	CES26 = 86	CES51 = 93	CES76 = 82
CES02 = 63	CES27 = 92	CES52 = 93	CES77 = 84
CES03 = 31	CES28 = 94	CES53 = 89	CES78 = 81
CES04 = 70	CES29 = 92	CES54 = 89	CES79 = 90
CES05 = 49	CES30 = 91	CES55 = 86	CES80 = 89
CES06 = 51	CES31 = 93	CES56 = 85	CES81 = 72
CES07 = 42	CES32 = 85	CES57 = 83	CES82 = 95
CES08 = 41	CES33 = 97	CES58 = 84	CES83 = 94
CES09 = 29	CES34 = 92	CES59 = 91	CES84 = 91
CES10 = 76	CES35 = 96	CES60 = 90	CES85 = 74
CES11 = 59	CES36 = 81	CES61 = 87	CES86 = 68
CES12 = 65	CES37 = 96	CES62 = 83	CES87 = 84
CES13 = 43	CES38 = 86	CES63 = 87	CES88 = 88
CES14 = 74	CES39 = 98	CES64 = 79	CES89 = 75
CES15 = 71	CES40 = 96	CES65 = 78	CES90 = 89
CES16 = 47	CES41 = 96	CES66 = 77	CES91 = 73
CES17 = 50	CES42 = 97	CES67 = 76	CES92 = 63
CES18 = 56	CES43 = 91	CES68 = 80	CES93 = 77
CES19 = 72	CES44 = 99	CES69 = 85	CES94 = 61
CES20 = 66	CES45 = 93	CES70 = 78	CES95 = 73
CES21 = 87	CES46 = 90	CES71 = 74	CES96 = 84
CES22 = 79	CES47 = 94	CES72 = 91	CES97 = 88
CES23 = 92	CES48 = 83	CES73 = 74	CES98 = 85
CES24 = 91	CES49 = 91	CES74 = 90	CES99 = 76
CES25 = 72	CES50 = 93	CES75 = 78	



Color Rendition by Hue-Angle Bin



Measure Comparisons



(END OF REPORT)